



Sahuaro

2023-2024 Family Survey
Fall 2023

Summary


Topic Description	Results	Comparison
Academic preparation	97%	96% Washington Elementary School District
District Climate	84%	89% Washington Elementary School District
Parent engagement	99%	97% Washington Elementary School District
Safety and behavior	83%	85%

Academic preparation

Year average

97%

m




District Climate

Your average
84%
111 responses

District average: **89%** Washington Elementary School District

How did people respond? _____

Q.1: How valuable is the communication from the district office?



_____ Favorable: **90%**

Parent engagement

Your average

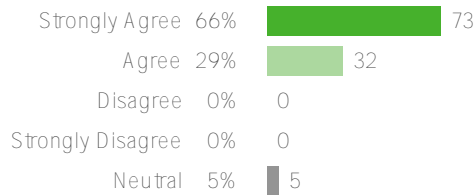
99%

111 responses

District average: 97% Washington Elementary School District

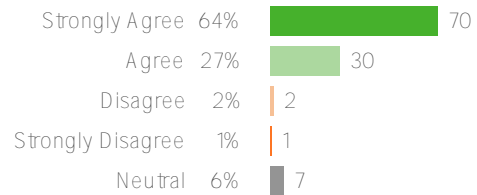
How did people respond?

Q.1: I am kept informed about my child's grades and academic progress.



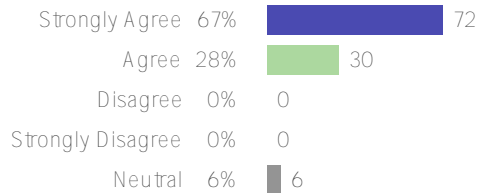
Favorable: 100%

Q.2: I am kept informed about activities like after school programs, parent workshops and other events.



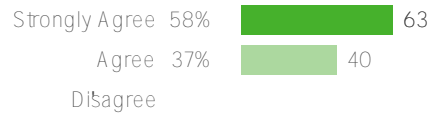
Favorable: 97%

Q.3: My child's teachers are available to discuss my child's learning needs with me.



Favorable: 100%

Q.4: I know how to get involved in my child's education.



Favorable: 99%



Safety and behavior

Your average

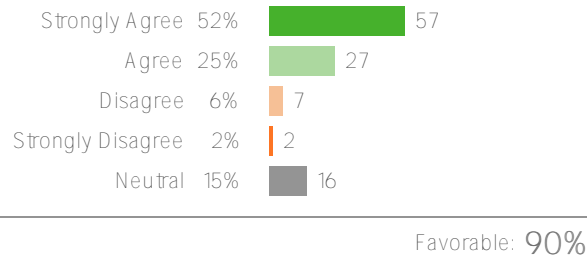
83%

111 responses

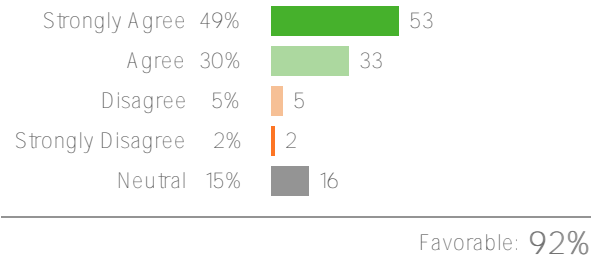
District average: **85%** Washington Elementary School District

How did people respond?

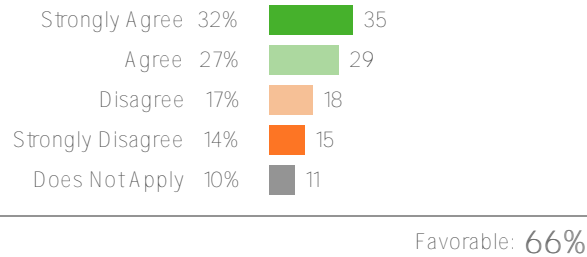
Q.1: My child feels comfortable on campus.



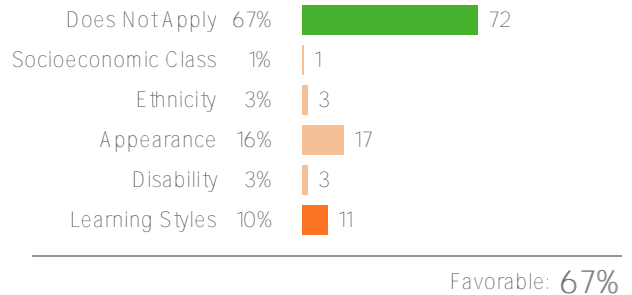
Q.2: Teachers and students treat each other with kindness at this school.



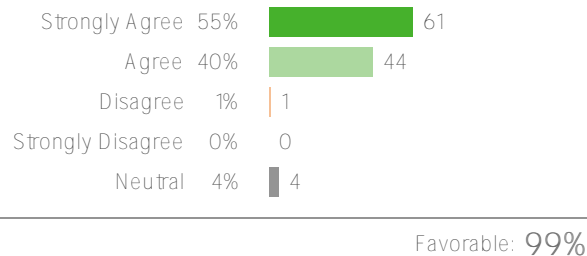
Q.3: My child was not insulted, teased or harassed at this school.



Q.4: If my child was insulted or harassed at this school it was related to:



Q.5: I am kept informed about my child's behavior.





School Fit

Your average

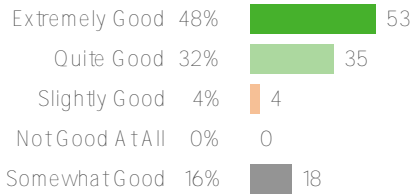
96%

111 responses

District average: 96% Washington Elementary School District

How did people respond?

Q.1: Given your child's cultural background, how good a fit is his/her school?



Favorable: 96%

Social Awareness

Your average

95%

111 responses

District average: 96% Washington Elementary School District

Student support

Your average

95%

111 responses

District average: 94% Washington Elementary School District

How did people respond?

Q.1: My child knows there is an adult at school whom

Favorable: 98%

Supportive Relationships

Your average

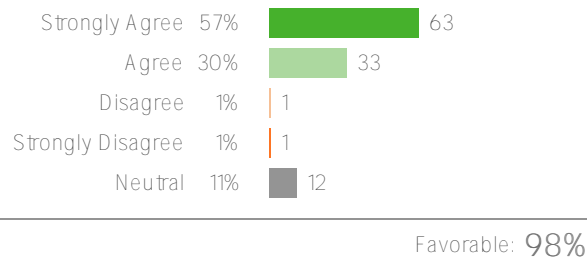
96%

111 responses

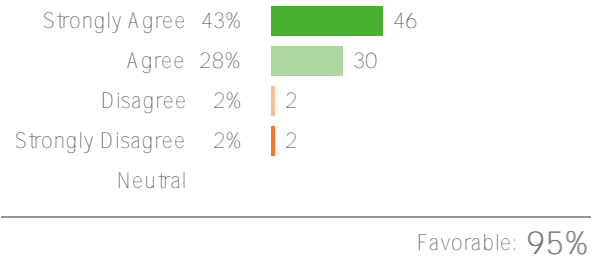
District average: 96% Washington Elementary School District

How did people respond?

Q.1: The school staff are available to talk to me.



Q.2: The principal or assistant principal is courteous and listens to my concerns.





Background Questions

How did people respond? _____

Q.1: What is your child's race or ethnicity?

